

EPSON

Knowledge Base

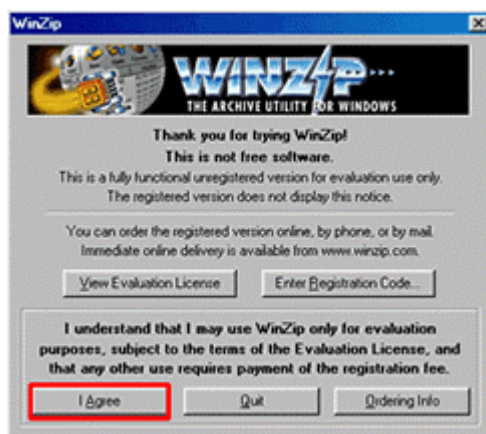
Article: KB020025

How do I use WinZip?

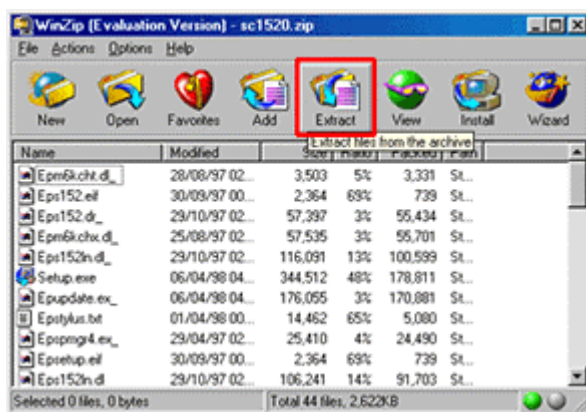
You can download the evaluation version from www.winzip.com. After installation of WinZip you can now zip / unzip files. Double click on the downloaded zip file extract the files into the desired directory.

Instructions

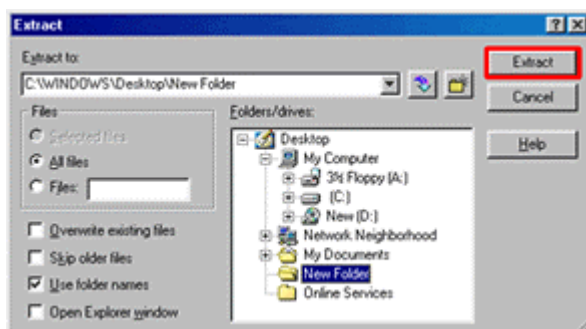
When you download files from the Internet they are usually compressed to decrease download time. When you have successfully downloaded the required files you will need to unzip them with WinZip. If you do not have WinZip installed you can download the evaluation version free from www.winzip.com. Firstly create a new folder by right clicking on your desktop and selecting **New** and then **Folder**. Give the folder a recognisable name. Double-click on the icon for your downloaded file. Click **I Agree**.



Click **Extract** to unzip the files.



Double-click on your new folder and click **Extract**.



This will now unzip the files to your folder ready for installation.